


















**FEATURED
EVENT
LIGHTING / 2026**

LOGO LEGEND

-  Seetronic® connector(s) - TRUE1 compatible
-  Seetronic® connector(s) - PowerCON® compatible
-  Silence mode for theatre applications
-  Silent operation: cooling by natural air convection without fan
-  Seetronic® 3pin XLR connector(s)
-  Seetronic® 5pin XLR connector(s)
-  Optional 3 pin XLR to 5 pin XLR modification kit
-  Optional 5 pin XLR to 3 pin XLR modification kit
-  RDM-functionality for easy remote setup
-  Focus
-  Zoom
-  TV-Studio ready: flicker free LED refresh rate
-  Art-Net™ protocol
-  sACN protocol
-  Energy saving LED technology
-  Battery operated
-  Adjustable White Balance
-  Wireless DMX

Art-Net™ is a trademark of Artistic Licence Holdings Ltd
Neutrik® and PowerCON® are registered trademarks of Neutrik AG
W-DMX™ is a trademark of Wireless Solution Sweden

Briteq is a registered brand from Beglec NV. Beglec NV has the right to change products and specifications with and without notice. Major as well as minor changes can be involved. This leaflet can contain errors, therefore we advice to consult your local dealer to ensure that actual features and specifications match your requirements.
Copyright © 2026 by BEGLEC NV. All rights reserved. www.beglec.com
Photo credits front cover : Channel Zero @ AB Brussels 2023, Le Pulse Café
Photo credits page 3 : Lolands 2019
Photo credits back cover : Christoff @ Lebbecke, Redwood - Vitrine,
The Supermodels - Slaagt Nergens Op!

ABOUT US

Briteq is a European developer and distributor of innovative professional lighting solutions for permanent installations, rental, and other professional use.

The product development, which takes place in Belgium, focuses on ease of use and reliability of the equipment.

To meet the exact needs of our users, Briteq invests in intensive field research.

The close contact with international renowned light designers and event orientated customers results in turnkey light solutions in all areas.

Backed up by a skilled, multilingual team and service department in the center of Europe, Briteq is your best partner for high-end professional light equipment.

Our aftersales department is a role model for the business since its very beginning.

Briteq is a registered trademark of Beglec NV, a Belgian sound & light distributor with over 60 years of experience.

Briteq
LIGHT RESEARCH



BTI-BLIZZARD SERIES/


NO MATTER THE WEATHER



BTI- BLIZZARD WASH1



- Light source : 7x40W OSRAM® RGBL LEDs
- CCT presets 1800K-10000K (CRI up to 85)
- Ring Control : individual control for central pixel and outer ring
- RGB halo-ring
- Zoom : Motorized 4°-42° zoom (3.5° in ultra narrow mode)
- Optional : backup battery, wireless DMX module




LUX 4°	37216	20934	13398	9304	5233
LUX 42°	939	528	338	235	132
Distance (m)	3	4	5	6	8
Beam 4°(cm)	21	28	35	42	56
Beam 42°(cm)	230	307	384	461	614



BTI- BLIZZARD WASH2s



- Light source : 19x50W RGBL LEDs
- CCT presets 1800K-10000K (CRI up to 85)
- Full pixel control
- RGB Mask with 12-segment pixel control
- RGB halo-ring
- Very smooth 24bit dimmer
- Zoom : Motorized 3,5°-38° zoom with improved speed
- Built-in wireless DMX-receiver (W-DMX / CRMX compatible)
- Optional : backup battery, 5 to 3pin XLR modification kit




LUX 3,8°	144075	51867	20260	12966	9004
LUX 38°	2649	953	372	238	105
Distance (m)	3	5	8	10	12
Beam 3,8°(cm)	20	33	54	67	81
Beam 38°(cm)	204	340	545	681	817



BTI- BLIZZARD BSW1



- Light source : 350W LED
- CMY color mixing, including several color presets
- 8+1 fixed colors
- 7+1 replaceable rotating glass gobos with fine indexing
- 12+1 static glass gobos for gobo layering
- Combinable 6-facet linear and 8-facet circular prisms
- Frost filter for perfect wash effect
- Zoom : electronic 2°-47° zoom with motorized focus
- Autofocus
- Optional: backup battery, wireless DMX module




LUX 2°	228500	82300	32100	20600	14300
LUX 35°	2500	900	350	220	155
Distance (m)	3	5	8	10	12
Beam 2°(cm)	10	16	26	32	39
Beam 35°(cm)	192	321	513	642	770



BTI- BLIZZARD BSW2



- Light source : 450W LED
- CMY color mixing, including several color presets
- 7+1 fixed colors, including UV
- 7+1 replaceable rotating glass gobos with fine indexing
- 7+1 replaceable fixed static glass gobos for gobo layering
- Bi-rotating 5-facets prism
- Non-stop rotating animation wheel with indexing
- Linear frost filter for perfect wash effect
- Zoom : electronic 3°-30° zoom with motorized focus
- Autofocus
- Built-in wireless DMX-receiver (W-DMX / CRMX compatible)
- Optional: backup battery, 5 to 3pin XLR modification kit



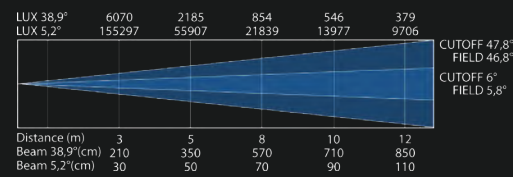

LUX 3,7°	309527	111429	43527	27857	12381
LUX 30°	9220	3319	1296	827	368
Distance (m)	3	5	8	10	15
Beam 3,7°(cm)	20	32	52	65	98
Beam 30°(cm)	150	251	402	502	753



BTI- BLIZZARD PROFILE



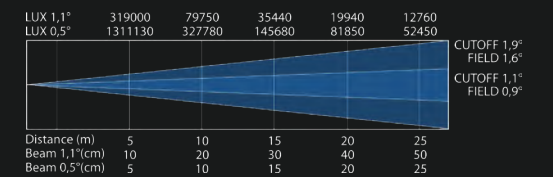

- Light source : 600W LED
- Gradual CTO from 2700K to 6800K
- CMY color mixing, including several color presets
- 6+1 fixed colors, including UV
- 7+1 replaceable rotating glass gobos with fine indexing
- 10+1 fixed static glass gobos for gobo layering
- Non-stop rotating animation wheel with indexing
- Bi-rotating 4-facet prism
- 2 gradual frost filters: 1 light + 1 medium frost
- Zoom : electronic 7°-50° zoom with motorized focus
- Full curtain framing shutters
- Autofocus
- Built-in wireless DMX-receiver (W-DMX / CRMX compatible)




BTI- BLIZZARD LBEAM



- Light source : 100W LEP LASER
- CMY color mixing, including several color presets
- 19+1 fixed colors
- 12+1 replaceable rotating metal gobos with fine indexing
- Combinable 5 Linear and 24 Circular facet prisms
- Frost filter for a soft beam effect
- Zoom : 0,5°-1,6° zoom
- Optional : backup battery, wireless DMX module






MOVING HEADS/



BT- VERTIGO

- Light source : 7x60W RGBL LEDs
- CCT presets 2700K-8000K (CRI up to 85)
- Separate center and outer ring control
- Zoom : Motorized 4°-70° zoom
- Super fast 16bit pan/tilt/zoom movements
- Optional : 5-pin to 3-pin XLR modification kit




LUX 4°	32097	11555	4513	2889	2006
LUX 45°	558	201	78	50	35
Distance (m)	3	5	8	10	12
Beam 4°(cm)	22	36	58	73	88
Beam 45°(cm)	259	431	690	862	1035



BT- SHARK

- Light source : 200W LED
- 8 colors + CTO 3800K
- 6 fixed gobos + open
- 6 replacable rotating gobos + open
- 6 Linear and 6 Circular facet prisms
- Linear frost filter
- Zoom : Motorized 10°-25° zoom with motorized focus
- Optional : wireless DMX dongle



LUX 12°	36900	16400	9225	5905	4100
LUX 24,5°	20026	9901	5007	3204	2225
Distance (m)	2	3	4	5	6
Beam 12°(cm)	42	63	84	105	126
Beam 24,5°(cm)	87	130	174	217	261



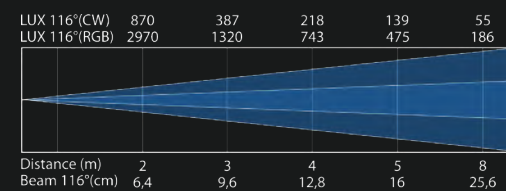

PROJECTORS /
YOUR CORE NEEDS, COVERED



BTI-LIGHTSTRIKE IP66



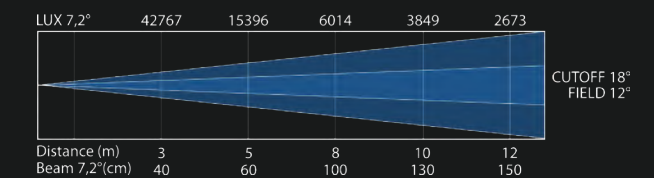

- Light source : 112 CW LEDs + 672 RGB LEDs
- Pixel control : 16 CW zones + 32 RGB zones
- Quick-release mechanism to quickly connect and align multiple projectors
- Standard equipped with 5-pin XLR connectors
- Optional : 5-pin to 3-pin XLR modification kit
- Fully compatible with our indoor version : BTX-LIGHTSTRIKE



BTI-BEAMBAR18



- Light source : 18x 25W RGBL LEDs
- Beam Angle : 6° (without frost filter)
- CCT presets from 1700K to 8000K
- Full pixel control
- Quick-release mechanism to quickly connect and align multiple projectors
- Standard equipped with 5-pin XLR connectors
- Optional : 5-pin to 3-pin XLR modification kit, Magnetic 60x30 beam shaper, Magnetic black frost filter

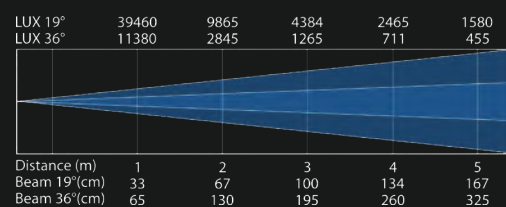





BT-SUNRAY 130R



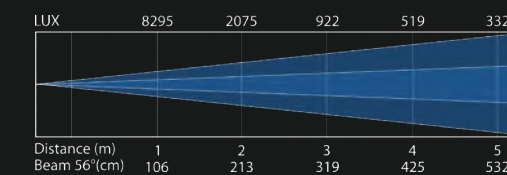

- Light source : 130W COB
- CRI : > 97 (R9: 89)
- CCT : tunable from 1700K to 3000K
- Amber drift effect and/or separate control for white/amber
- Can be used as LED-strobe
- Included :
 - 2 compound eye lenses with beam angles: 15° and 35°
 - 1 blinder glass (authentic blinder look)
 - 1 Gel frame (install optional CTO / CTB / COLOR filters)
 - 1 Glare shield (anti-glare and better beam)
- Operation Modes : Standalone, DMX
- Optional : barndoor, 3-pin to 5-pin XLR modification kit



BT-BLINDER2 IP




- Light source : 2 x 130W COB
- CRI : > 97
- CCT: tunable from 1700K to 3000K
- Amber drift effect and/or separate control for white/amber
- Separate/combined pixel control
- Can be used as LED-strobe
- Operation Modes : Standalone, DMX
- Optional : "line array" rigging hardware, 3-pin to 5-pin XLR modification kit





BT- CHROMA 800

- Light source : 40 x 20W RGBL LEDs
- Ideal as theatre cyclorama light when equipped with the optional 60° or 100° beam shapers
- Color control : Hi-CRI white with presets: 3000K, 3200K, 4000K, 5600K, ...
- Different pixel combinations for stunning visual effects
- Standard beam Angle : 15°
- Operation Modes : Standalone, DMX, Wireless DMX
- Included : 30° Frost filter, Built-in wireless DMX-receiver (G4S & G5 and CRMX compatible)
- Optional : Barndoor, Glare shield, Beam shapers, Filter frame, fixed outdoor installation set, 3-pin to 5-pin XLR modification kit




LUX 10°	61566	15391	9850	6841	2463
LUX 27°	9060	2266	1450	1007	363
Distance (m)	2	4	5	6	10
Beam 10°(cm)	35	70	87	105	175
Beam 27°(cm)	96	192	240	288	480



BTI- AKKUCHROMA

- Light source : 18 x 10W RGBL LEDs
- Standard beam angle : 12°
- Battery operation : +/-10hrs use in fading mode
- The internal battery charger charges the battery while the projector is working on mains power
- Built-in wireless DMX-transceiver (W-DMX G4S compatible)
- Included : frost filter
- Optional : - IR remote
- Barndoor
- Beam shapers: 80°, 60x10°, 10x60°

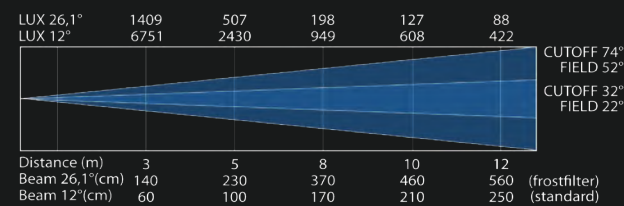



LUX 12°	35600	8900	5700	3960	1425
LUX 24°	7310	1830	1170	813	460
Distance (m)	2	4	5	6	8
Beam 12°(cm)	42	85	105	126	210
Beam 24°(cm)	85	170	213	255	340



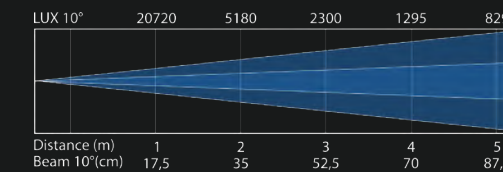
BTI- AKKUBEAMER

- Light source : 7x15W RGBL LEDs
- Standard beam angle : 14°
- Battery operation : +/-10hrs use in fading mode
- The internal battery charger charges the battery while the projector is working on mains power
- Built-in wireless DMX-transceiver (W-DMX G4S compatible)
- Included : Frost filter
- Optional : IR remote



BTI- TRUSSLITE

- Light source : 3 x 10W RGBL LEDs
- Standard beam angle : 10°
- Multiple M10 rigging points
- Built-in wireless DMX-transceiver (W-DMX G4S compatible)
- Included : 25° frost filter
- Optional : IR remote

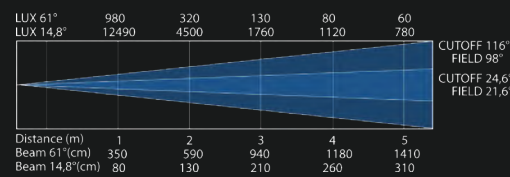





BTI- THEATRE 6C20



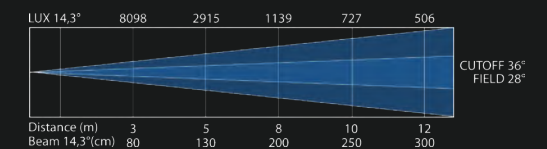
- Light source : 400W RGBALC LED
- Exceeds a 2kW halogen
- CCT : different white presets (1800K, 2200K, ..., 10000K)
- Tungsten emulation
- Color Presets : LEE® numbering (with color calibration)
- CRI : > 90 (white)
- Internal motorized zoom : 14,8-98°
- Manual dimming, zoom & color control
- Built-in wireless DMX-receiver (W-DMX / CRMX compatible)
- Optional : 5-pin to 3-pin DMX modification kit, eight-leaf barndoor



BTI- EXPOBEAM WW



- Light source : 150W COB LED
- CCT : 3000K
- CRI : > 95
- Beam angle : 15°
- Driven at 70% to guarantee stable output with a long and reliable lifetime
- Replaces the outdated and energy-consuming 'multi par' with halogen or discharge lamps
- Manual dimmer setup on the projector
- Optional : 5 to 3pin DMX modification kit






SPECIALS/

WHEN CREATIVITY
AND INNOVATION
COMES TOGETHER



BTX-SKYRAN

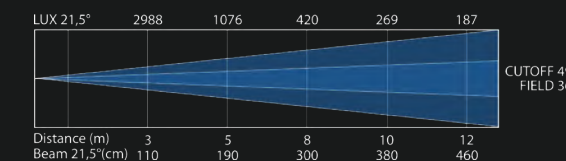
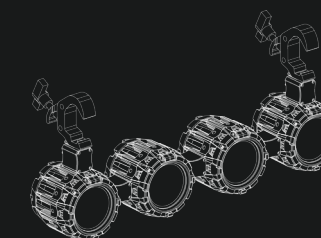
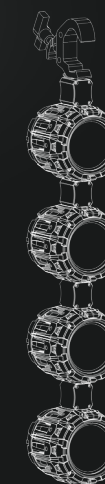

- 7 powerful 80W WW + Amber COB LEDs behind a flower lens to emulate a classic tungsten blinder
- Powerful strobe lines of 120 individually addressable high-efficiency 3W white LEDs
- RGB section contains 604 individually addressable 0.5W RGB LEDs split into 3 regions :
 - Aura LEDs behind the flower lenses
 - A complete outline of the fixture in 6 sections
 - A star in the fixture in 6 sections
- Full pixel control through an intuitive effect engine or through Art-Net or sACN
- Dual-control mode for use with media servers
- Art-Net to DMX converter built inside
- Quick-lock system to easily mount multiple units together.




BTI-BLINDER1 FX



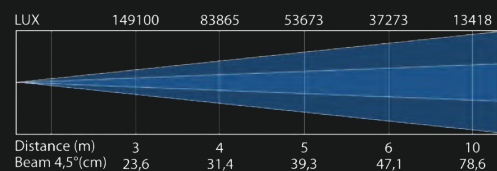
- Light source : 70W LED
- CCT : tunable from 1650K to 2700K
- Tungsten emulation
- 12W RGB AURA-effects with pixel control
- Build-in power supply
- Optional : splice connector, clamp connector, 5-pin to 3-pin DMX modification kit





BT-NONABEAM

- Light source : 9 x 60W CW/WW LEDs
- Beam Angle : 4°
- CCT : tunable 3000-6000K
- High CRI at low color temperatures
- The 9 main LEDs can be individually controlled
- Very powerful RGB LEDs light up the front panel
- The 9 lenses are equipped with black anti-glare louvers
- Operation Modes : DMX
- Included : different front panels (black, white, mirror), tilt bracket
- Optional : set of 9 gold color louvers,
- BT-NONAMOVE: Moving yoke



BT-NONAMOVE

- Turn the static BT-NONABEAM into a moving projector
- Intelligent communication with combined DMX control between both units
- Powerful 3-phase motors for fast, noiseless and accurate 16bit PAN/TILT movements
- Optional BT-NONAMIRROR to turn the BT-NONAMOVE in a double sided 46x20cm moving mirror :
 - Front : high-polished mirror
 - Back : diffuser reflector for soft, scattered reflections





BEHIND THE SCENE /
SUPPORTING YOUR EVENT



DMS-283 / DMS-285

- DMX Merger + Splitter + Booster
- 2 DMX-inputs + 8 DMX-outputs
- Modes :
 - HTP : Highest value takes priority
 - LTP : Last changed value takes priority
 - Backup : when the signal on input A fails, the input from B takes over
 - Splitter : 1x 1 in -> 8 out or 2x 2 in-> 4 out
 - A: 1-4 / B: 5-8 : DMX-signal on input A assigned to outputs 1-4, input B assigned to outputs 5-8
- All inputs and outputs are 100% isolated from each other
- RDM-filtering
- The timing of the DMX-outputs can be adapted from 20Hz to 40Hz
- Output behavior can be selected when both DMX-inputs fail :
 - No DMX : no DMX signal on the outputs
 - HOLD : keep the last DMX values on the outputs
 - ZERO : set the DMX values on all outputs to zero
- 2 models available:
 - DMS-283 RDM (with 3-pin DMX connectors)
 - DMS-285 RDM (with 5-pin DMX connectors)



BT-NODE283 / BT-NODE285

- High speed Art-Net and sACN Node with 8 highly configurable DMX port
- Automatic Ethernet bypass on power fails
- Integrated web interface
- Graphic LCD display and rotary encoder for easy monitoring and setup
- The 8 DMX ports can all be configured as in- or outputs:
 - Configured as input: normal mode
 - Configured as output: single, LTP, HTP mode
- Multiple pre-defined presets available and custom presets
- Easy IP merging of universes
- RDM over Art-Net compatible
- 2 models available:
 - BT-NODE283 (with 3-pin DMX connectors)
 - BT-NODE285 (with 5-pin DMX connectors)





BTI-IPTEST

- Testing device for IP-rated fixtures
- Tests up to 45 kPa above or below atmospheric pressure
- Variable time windows for leak tests
- Standard test takes only about 1 minute
- Compatible with any standard M12 air pressure valve
- 8 GB internal memory for measurement data
- Internal clock with time and date settings
- USB-C connection for exporting measurement data and for updates



EFFECT MACHINES

Foggers, low fog machines, bubble machines, ...

POWER DISTRIBUTORS

THEATRE SOLUTIONS

Theatre spots, theatre profiles, cyclorama's, TV panels

CHAIN HOIST MOTOR CONTROLLERS



DISCOVER/

MORE BRITEQ
SOLUTIONS ON
OUR WEBSITE

CONTACTOS

Madrid y Castilla-La Mancha: José Espín

Teléfono: 669 94 30 63

Correo electrónico: jose.espin@siluj.com

Zona Sur y Extremadura: Pedro Cano

Teléfono: 696 38 78 33

Correo electrónico: pedro.cano@siluj.com

Levante, Albacete y Almería: Oscar Valencia

Teléfono: 680 74 00 03

Correo electrónico: oscar.valencia@siluj.com

Zona Norte y Castilla y León: Jorge Bartolomé

Teléfono: 609 43 66 95

Correo electrónico: jorge.bartolome@siluj.com

Galicia, Asturias y Cantabria: Carlos González

Teléfono: 679 56 30 39

Correo electrónico: carlos.gonzalez@siluj.com

Canarias, Portugal y grandes cuentas: Tino Freile

Correo electrónico: tino@siluj.com

Backoffice:

Ignacio Morejón: ignacio.morejon@siluj.com – 641375552

BRITEQ es una marca distribuida por Siluj
Siluj Iluminación S.L. C/ La Raya, 110. Polígono Industrial Trobajo del Camino,
24010 | LEON – SPAIN

www.siluj.net



SILUJ

